

It is a condition of your insurance policy that in the unfortunate event that your bike is stolen that it was secured using the appropriate lock.

Below are our lock requirements based on the value of your bike.

Bicycles up to and including the value of £1,200

We will accept ANY specifically designed bicycle, motor scooter or motorcycle lock for bicycles up to and including the value of £1200

Approved Lock



Bicycles up to and including the value of £2,000

We will accept ANY specifically designed bicycle, motor scooter or motorcycle lock which has been tested and approved to:

Sold Secure Bronze rating

Locks tested to a Bronze standard by Sold Secure provide a higher level of resistance against a more determined thief in a higher risk environment and are therefore required for bicycles up to and including the value of £2000



Bicycles up to and including the value of £5,000

We will accept ANY specifically designed bicycle, motor scooter or motorcycle lock which has been tested and approved to:

Sold Secure Silver rating

Locks tested to a Silver standard by Sold Secure provide a higher level of resistance against a more determined thief in a higher risk environment and are therefore required for bicycles up to and including the value of £5000



Bicycles up to and including the value of £12,500

We will accept ANY specifically designed bicycle, motor scooter or motorcycle lock which has been tested and approved to:




Sold Secure Gold rating

Locks tested to a Gold standard by Sold Secure provide a higher level of resistance against a determined thief in a high risk environment and are therefore required for bicycles up to and including the value of £12,500



Best Lock Position

Make sure your bike is locked to an immovable object and through the frame of the bike.



Methods

1. Lock the bike frame and wheels together.
2. Securing the quick release front wheel alongside the frame and rear wheel.